

**RESOLUTION 2018-78**

**A RESOLUTION TO REVISE THE ORGANIZATIONAL CHARTS WITHIN THE POLICE DEPARTMENT AND CITY COURT**

**WHEREAS**, the Board of Mayor and Aldermen established the annual budget for the City of Franklin for the Fiscal Year 2018-2019, by Ordinance 2018-10, effective July 1, 2018; and

**WHEREAS**, the Chief of Police and the Revenue & Licensing Manager and City Court Clerk desire to adjust the Organizational Chart in both the Revenue Management Department and City Court; and

**WHEREAS**, with respect to both the Police Department and the City Court, the reorganization will provide for more appropriate division of duties to maximize operational effectiveness, court security, and customer service; and

**WHEREAS**, the Board of Mayor and Aldermen desires to support the minor reorganizations of the Police Department and the City Court to include this initiative as there would be no increase in anticipated costs; and

**WHEREAS**, the Board of Mayor and Aldermen believes it is in the best interest of the City of Franklin to adopt such change.

**NOW, THEREFORE, BE IT RESOLVED** by the Board of Mayor and Aldermen for the City of Franklin as follows:

**Section 1.** The City of Franklin hereby adopts the amended Organization and Personnel Charts for the Police Department, to be incorporated within the FY 2018-19 Budget, as shown in Exhibit A, attached, with one Parking Enforcement Officer position eliminated.

**Section 2.** The City of Franklin hereby adopts the amended Organization and Personnel Charts for the City Court, to be incorporated within the FY 2018-19 Budget, as shown in Exhibit B, attached, to show the addition of a new full-time Court Security and Parking Enforcement Officer position.

**Section 3.** That the funds necessary to accommodate this modification of staffing have been provided for through Ordinance 2018-44, "AN ORDINANCE TO AMEND THE BUDGET OF THE CITY OF FRANKLIN FOR FISCAL YEAR 2018-2019."

**Section 4.** That the Resolution shall be effective upon adoption.

**IT IS SO RESOLVED AND DONE** on this \_\_\_\_\_ day of \_\_\_\_\_ 2018.

ATTEST

CITY OF FRANKLIN, TENNESSEE

By: \_\_\_\_\_  
ERIC S. STUCKEY  
City Administrator

By: \_\_\_\_\_  
DR. KEN MOORE  
Mayor

Approved as to Form:

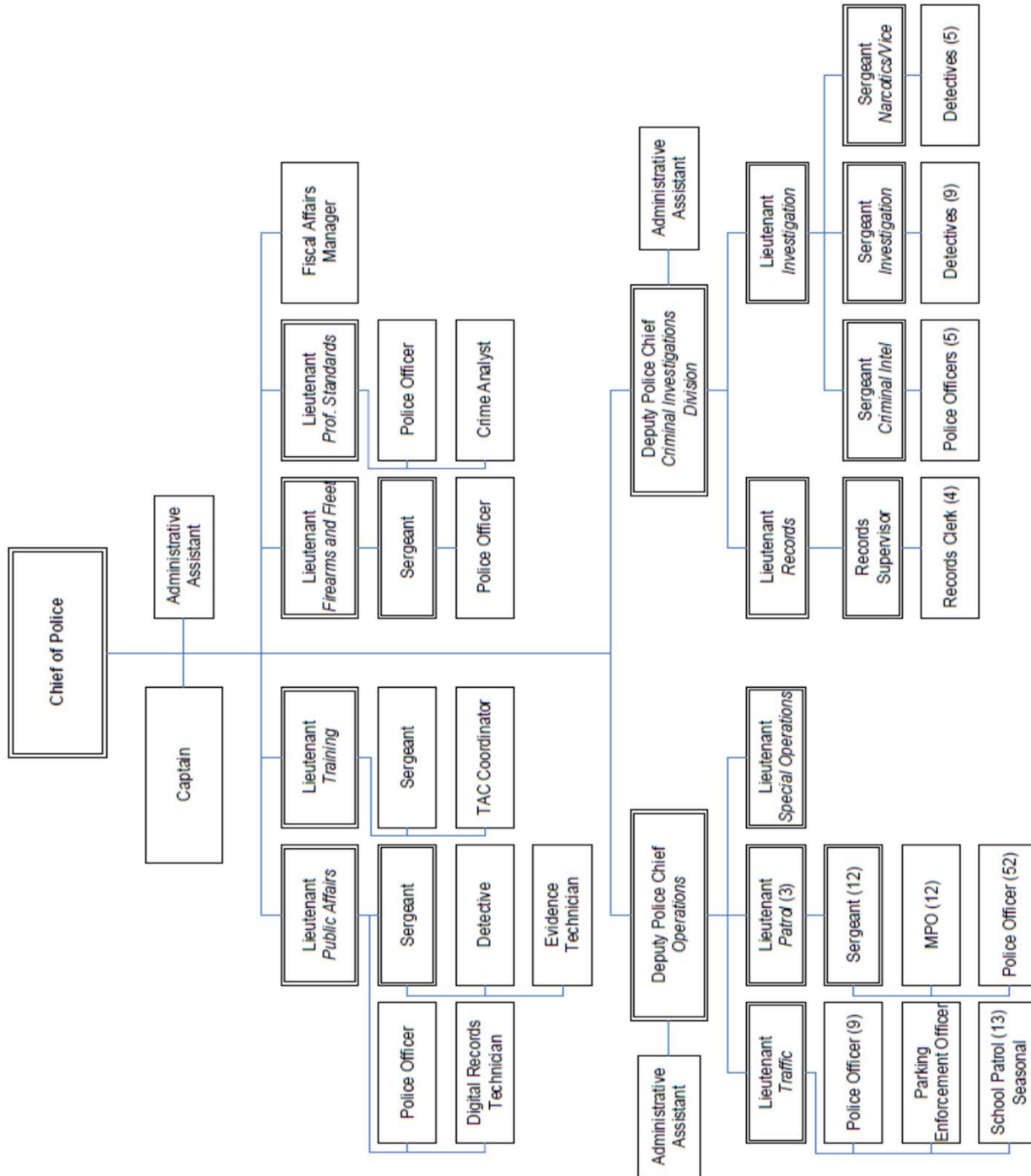
By: \_\_\_\_\_  
Shauna R. Billingsley  
City Attorney



# City of Franklin, Tennessee

## FY 2019 Operating Budget

### Organizational Chart (Current)



Note: For detailed counts and authorized positions, please see following page entitled "Staffing by Position"



## City of Franklin, Tennessee

### FY 2019 Operating Budget

#### Staffing by Position (Current)

Position	Pay Grade	FY 2015		FY 2016		FY 2017		FY 2018		FY 2019	
		F-T	P-T	F-T	P-T	F-T	P-T	F-T	P-T	F-T	P-T
Sworn Officers											
Police Chief	Grade M	1	0	1	0	1	0	1	0	1	0
Police Deputy Chief	Grade K	2	0	2	0	2	0	2	0	2	0
Field Operations Captain	Grade J	0	0	1	0	1	0	1	0	1	0
Police Lieutenants	Grade I	9	0	10	0	10	0	10	0	10	0
Police Sergeant	Grade G	20	0	18	0	18	0	18	0	18	0
Detective/Master Patrol	Grade F	27	0	27	0	27	0	27	0	27	0
Police Officers	Grade E	68	0	68	0	70	0	70	0	70	0
Police Officer (R&D)	Grade E	1	0	1	0	0	0	0	0	0	0
Non-Sworn Personnel											
Fiscal Affairs Manager	Grade H	1	0	1	0	1	0	1	0	1	0
Crime Analyst	Grade F	0	0	0	0	1	0	1	0	1	0
Digital Records Technician	Grade F	0	0	1	0	1	0	1	0	1	0
Asst. Comm. Super.*	Grade E	1	0	1	0	0	0	0	0	0	0
Records Supervisor	Grade E	1	0	1	0	1	0	1	0	1	0
Sr. Communications Officer*	Grade E	3	0	3	0	0	0	0	0	0	0
Admin. Asst.	Grade D	4	0	4	0	3	0	3	0	3	0
Comm. Center Support Coord.	Grade D	1	0	1	0	1	0	1	0	1	0
Evidence Technician	Grade D	1	0	1	0	1	0	1	0	1	0
Communications Officer*	Grade D	12	0	12	0	0	0	0	0	0	0
Administrative Secretary	Grade B	0	2	0	2	0	2	0	0	0	0
Records Clerk	Grade B	3	0	3	0	3	0	4	0	4	0
Parking Enforcement Officer	Grade B	1	0	1	0	1	0	1	0	1	0
School Patrol (Part-time)	Grade A	0	11	0	11	0	11	0	11	0	11
Total Authorized Staffing		156	13	157	13	142	13	143	11	143	11

#### Positions by Division

Administration	8	0	9	0	15	0	17	0	17	0
Patrol	88	11	88	11	97	11	96	11	96	11
CID	60	2	60	2	30	2	30	0	30	0
<b>Total Authorized Staffing</b>	<b>156</b>	<b>13</b>	<b>157</b>	<b>13</b>	<b>142</b>	<b>13</b>	<b>143</b>	<b>11</b>	<b>143</b>	<b>11</b>

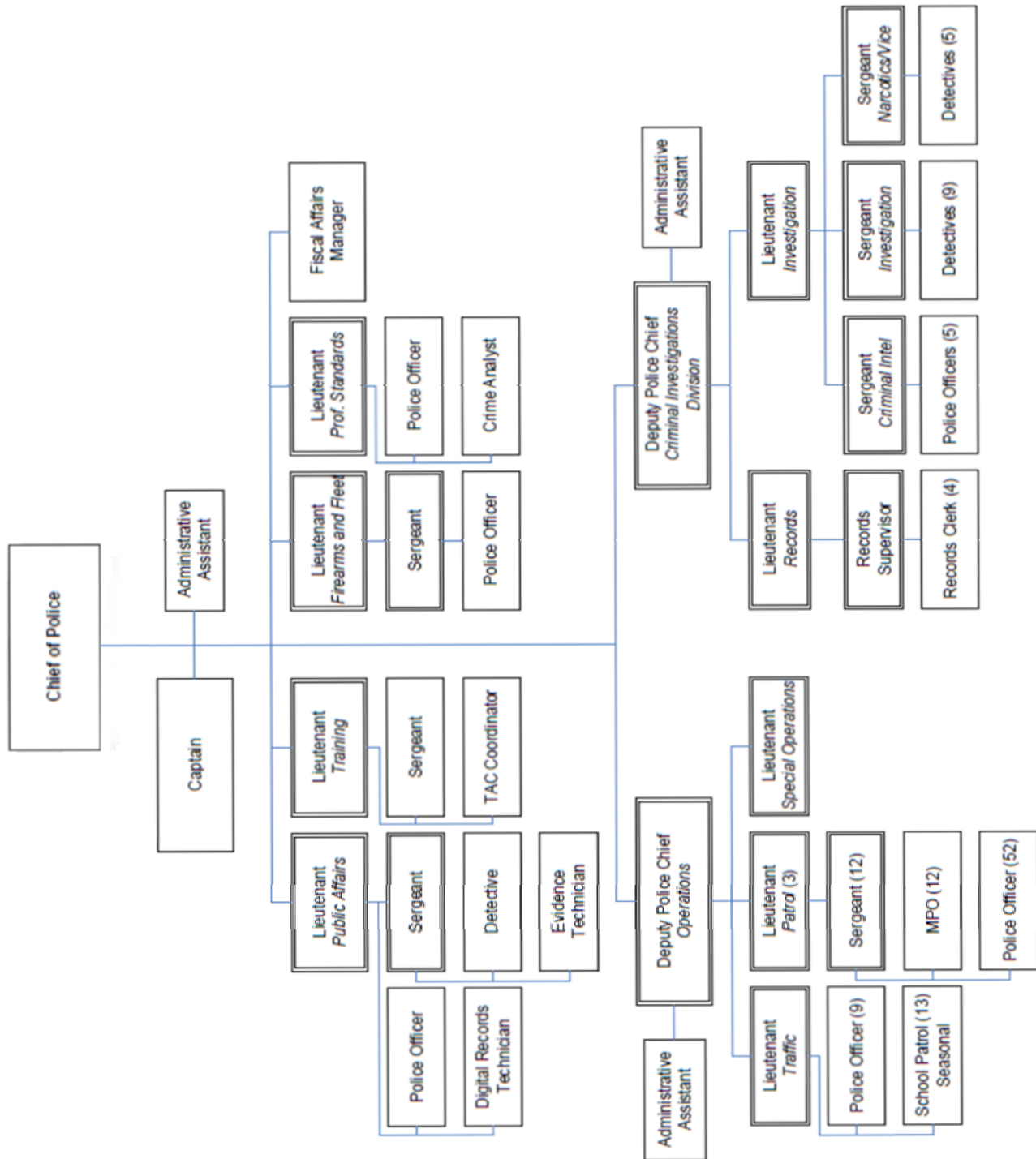
The City continues to provide for salary costs of 14 communications employees who were transferred to Williamson County in November 2016.



# City of Franklin, Tennessee

## FY 2019 Operating Budget

### Organizational Chart (New)



Note: For detailed counts and authorized positions, please see following page entitled "Staffing by Position"



## City of Franklin, Tennessee

### FY 2019 Operating Budget

#### Staffing by Position (New)

Position	Pay Grade	FY 2015		FY 2016		FY 2017		FY 2018		FY 2019	
		F-T	P-T	F-T	P-T	F-T	P-T	F-T	P-T	F-T	P-T
Sworn Officers											
Police Chief	Grade M	1	0	1	0	1	0	1	0	1	0
Police Deputy Chief	Grade K	2	0	2	0	2	0	2	0	2	0
Field Operations Captain	Grade J	0	0	1	0	1	0	1	0	1	0
Police Lieutenants	Grade I	9	0	10	0	10	0	10	0	10	0
Police Sergeant	Grade G	20	0	18	0	18	0	18	0	18	0
Detective/Master Patrol	Grade F	27	0	27	0	27	0	27	0	27	0
Police Officers	Grade E	68	0	68	0	70	0	70	0	70	0
Police Officer (R&D)	Grade E	1	0	1	0	0	0	0	0	0	0
Non-Sworn Personnel											
Fiscal Affairs Manager	Grade H	1	0	1	0	1	0	1	0	1	0
Crime Analyst	Grade F	0	0	0	0	1	0	1	0	1	0
Digital Records Technician	Grade F	0	0	1	0	1	0	1	0	1	0
Asst. Comm. Super.*	Grade E	1	0	1	0	0	0	0	0	0	0
Records Supervisor	Grade E	1	0	1	0	1	0	1	0	1	0
Sr. Communications Officer*	Grade E	3	0	3	0	0	0	0	0	0	0
Admin. Asst.	Grade D	4	0	4	0	3	0	3	0	3	0
Comm. Center Support Coord.	Grade D	1	0	1	0	1	0	1	0	1	0
Evidence Technician	Grade D	1	0	1	0	1	0	1	0	1	0
Communications Officer*	Grade D	12	0	12	0	0	0	0	0	0	0
Administrative Secretary	Grade B	0	2	0	2	0	2	0	0	0	0
Records Clerk	Grade B	3	0	3	0	3	0	4	0	4	0
Parking Enforcement Officer	Grade B	1	0	1	0	1	0	1	0	0	0
School Patrol (Part-time)	Grade A	0	11	0	11	0	11	0	11	0	11
Total Authorized Staffing		156	13	157	13	142	13	143	11	142	11

#### Positions by Division

Administration	8	0	9	0	15	0	17	0	17	0
Patrol	88	11	88	11	97	11	96	11	95	11
CID	60	2	60	2	30	2	30	0	30	0
<b>Total Authorized Staffing</b>	<b>156</b>	<b>13</b>	<b>157</b>	<b>13</b>	<b>142</b>	<b>13</b>	<b>143</b>	<b>11</b>	<b>142</b>	<b>11</b>

The City continues to provide for salary costs of 14 communications employees who were transferred to Williamson County in November 2016.



# City of Franklin, Tennessee

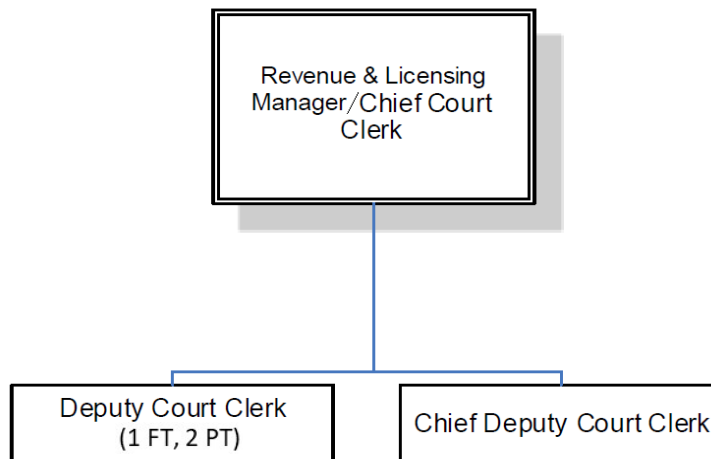
## FY 2019 Operating Budget

### Performance Measures

Goal: Deliver customer oriented quality service						
	Deploy tool for online payments	YES	YES	YES	YES	YES
	Customer feedback tool deployed and responding within 2 business days 100% of the time to those needing responses	100.0%	100.0%	100.0%	100.0%	100.0%
Goal: Collect the monies owed the City of Franklin by taking actions to pursue obligations in accordance with State and City requirements.						
	Actions taken due to citations not satisfied (% that meet follow up criteria)	95.0%	95.0%	95.0%	95.0%	95.0%

\* 2018 and 2019 Data Estimated

### Organizational Chart (Current)



Note: For detailed counts and authorized positions, please see table below entitled "Staffing by Position"

### Staffing by Position (Current)

Position	Pay Grade	FY 2015		FY 2016		FY 2017		FY 2018		FY 2019	
		F-T	P-T	F-T	P-T	F-T	P-T	F-T	P-T	F-T	P-T
Chief Deputy Court Clerk	Grade F	1	0	1	0	1	0	1	0	1	0
Deputy Court Clerk	Grade C	1	2	2	0	2	0	1	2	1	2
<b>Totals</b>		<b>2</b>	<b>2</b>	<b>3</b>	<b>0</b>	<b>3</b>	<b>0</b>	<b>2</b>	<b>2</b>	<b>2</b>	<b>2</b>



# City of Franklin, Tennessee

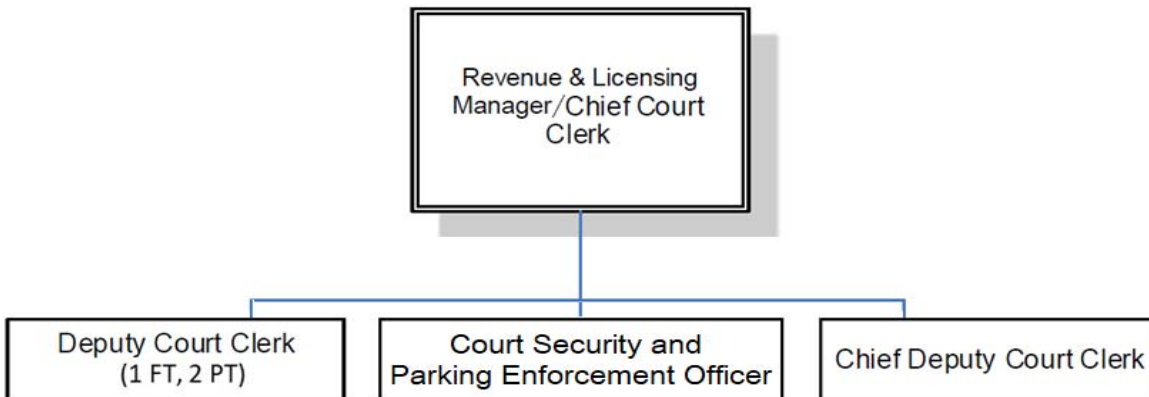
## FY 2019 Operating Budget

### Performance Measures

Goal: Deliver customer oriented quality service						
	Deploy tool for online payments	YES	YES	YES	YES	YES
	Customer feedback tool deployed and responding within 2 business days 100% of the time to those needing responses	100.0%	100.0%	100.0%	100.0%	100.0%
Goal: Collect the monies owed the City of Franklin by taking actions to pursue obligations in accordance with State and City requirements.						
	Actions taken due to citations not satisfied (% that meet follow up criteria)	95.0%	95.0%	95.0%	95.0%	95.0%

\* 2018 and 2019 Data Estimated

### Organizational Chart (New)



Note: For detailed counts and authorized positions, please see table below entitled "Staffing by Position"

### Staffing by Position (New)

Position	Pay Grade	FY 2015		FY 2016		FY 2017		FY 2018		FY 2019	
		F-T	P-T	F-T	P-T	F-T	P-T	F-T	P-T	F-T	P-T
Chief Deputy Court Clerk	Grade F	1	0	1	0	1	0	1	0	1	0
Deputy Court Clerk	Grade C	1	2	2	0	2	0	1	2	1	2
Court Security and Parking Enforcement Officer	Grade C	0	0	0	0	0	0	0	0	1	0
<b>Totals</b>		<b>2</b>	<b>2</b>	<b>3</b>	<b>0</b>	<b>3</b>	<b>0</b>	<b>2</b>	<b>2</b>	<b>3</b>	<b>2</b>