

Existing Parking (2018)		
Count	Percentage	Description
304	19.4%	2nd Ave Parking Garage
19	1.2%	Reserved Employee Parking
20	1.3%	Reserved City Vehicle Parking
3	0.2%	Accessible Parking Spaces
1	0.1%	Motorcylce Parking Stalls
2	0.1%	Electric Vehicle Parking Stalls
259	16.5%	Free Public Parking Stalls
338	21.6%	4th Ave Parking Garage
4	0.3%	Accessible Parking Spaces
299	19.1%	Free Public Parking Stalls
4	0.3%	30 Min Parking
31	2.0%	1 Hour Parking
84	5.4%	2nd Ave/City Hall Surface Lots
10	0.6%	Reserved City Vehicle Parking
5	0.3%	Accessible Parking Spaces
63	4.0%	Free Public Parking Stalls
6	0.4%	15 min Parking Stalls
640	40.9%	Free / Non-Time Restricted Parking (On-Street)
384	24.5%	Free Parking (Non Marked Spaces)
256	16.4%	Fee Parking (Marked Spaces)
196	12.5%	Free/Time Restricted Parking (On-Street)
187	11.9%	4 Hour Parking
0	0.0%	2 Hour Parking
8	0.5%	30 Min Parking
1	0.1%	15 Min Parking
3	0.2%	Sheriff Parking
0	0.0%	Transit and Rideshare Pickup/Drop Off
1565	100.0%	Total

NO TIME LIMIT (NON-MARKED SPACES)

NO TIME LIMIT (MARKED SPACED)

4 HOUR PARKING

2 HOUR PARKING

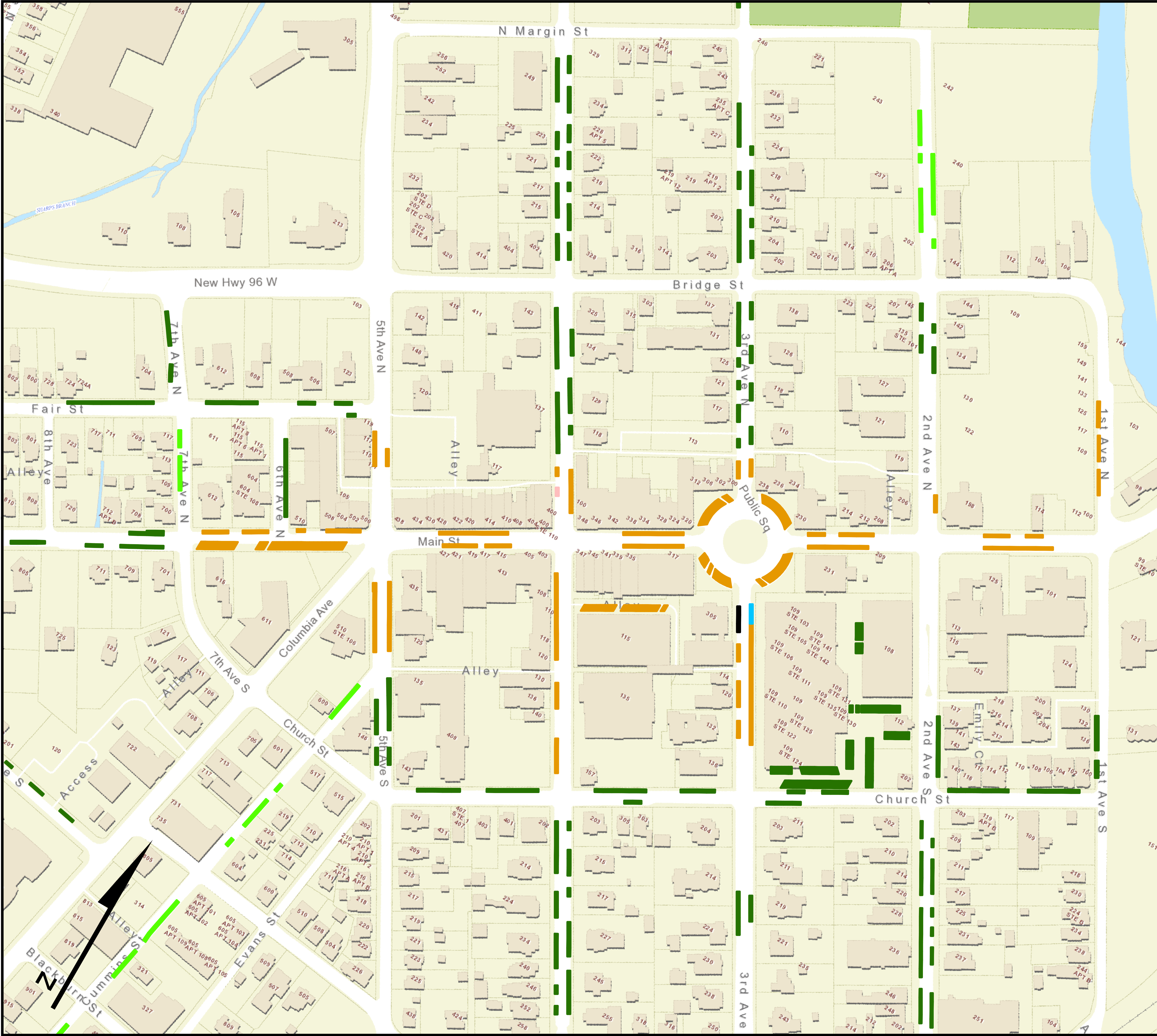
30 MIN PARKING

15 MIN PARKING

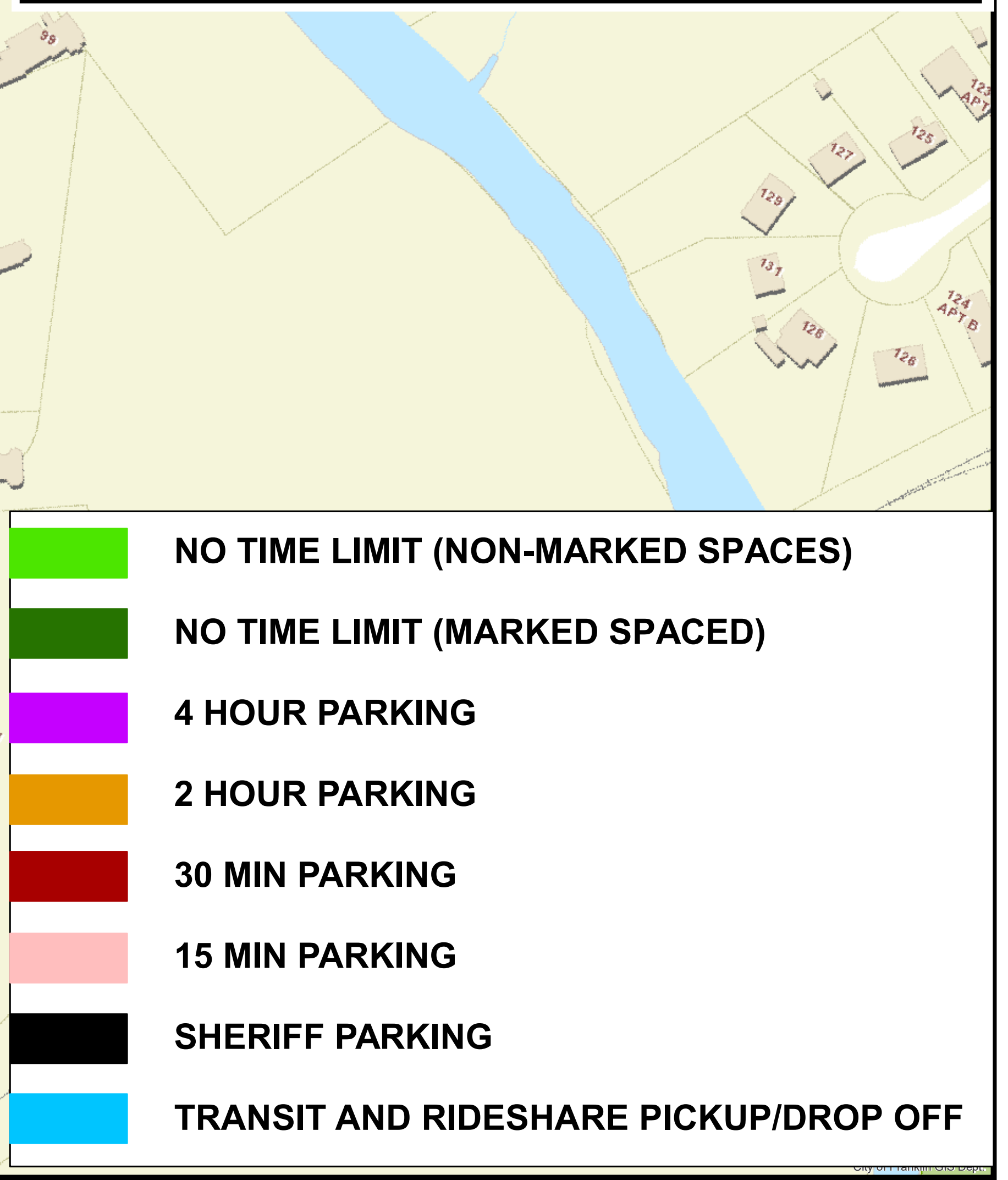
SHERIFF PARKING

TRANSIT AND RIDESHARE PICKUP/DROP OFF

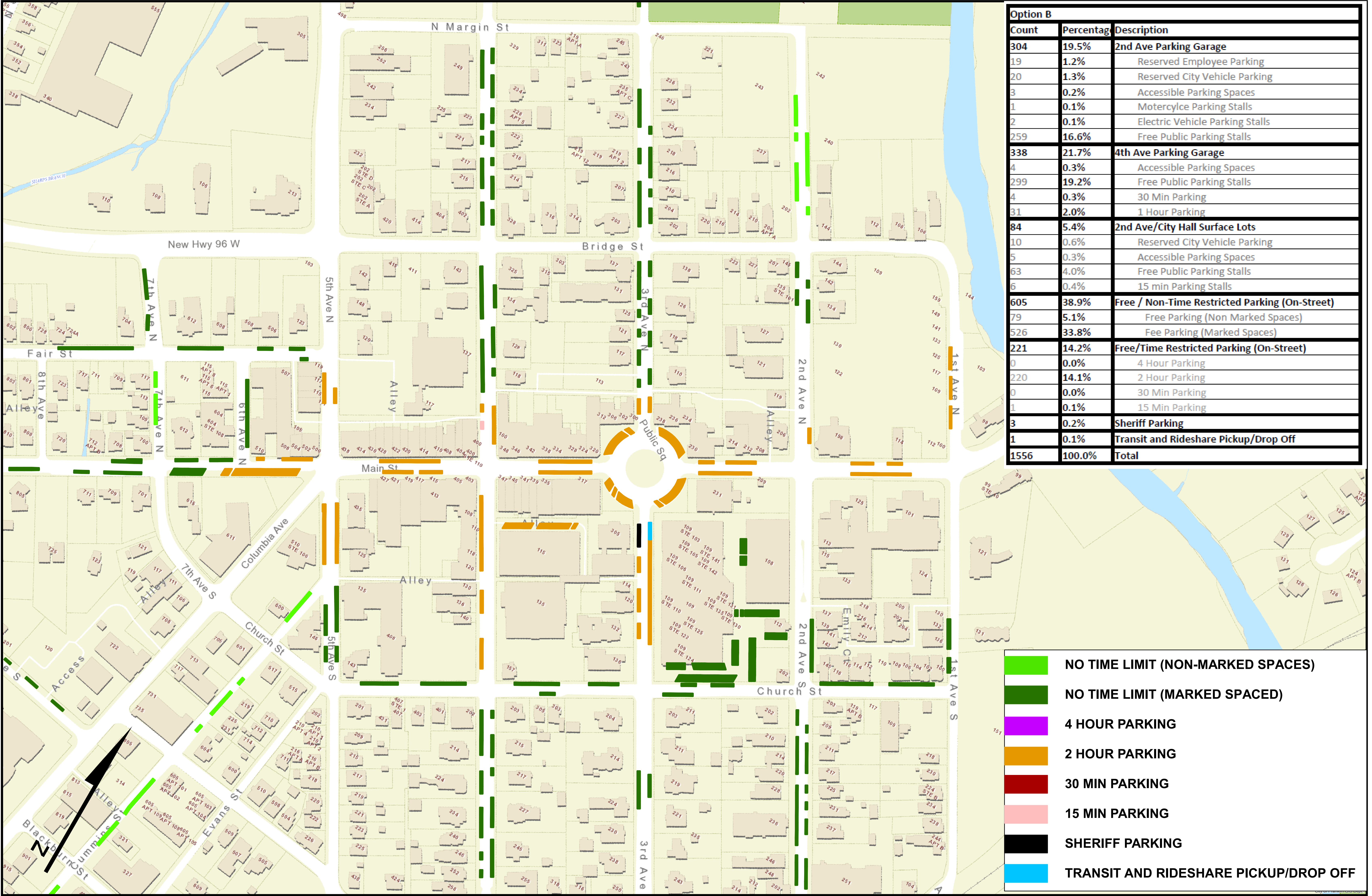




Option A		
Count	Percentag	Description
304	19.5%	2nd Ave Parking Garage
19	1.2%	Reserved Employee Parking
20	1.3%	Reserved City Vehicle Parking
3	0.2%	Accessible Parking Spaces
1	0.1%	Motercylce Parking Stalls
2	0.1%	Electric Vehicle Parking Stalls
259	16.6%	Free Public Parking Stalls
338	21.7%	4th Ave Parking Garage
4	0.3%	Accessible Parking Spaces
299	19.2%	Free Public Parking Stalls
4	0.3%	30 Min Parking
31	2.0%	1 Hour Parking
84	5.4%	2nd Ave/City Hall Surface Lots
10	0.6%	Reserved City Vehicle Parking
5	0.3%	Accessible Parking Spaces
63	4.0%	Free Public Parking Stalls
6	0.4%	15 min Parking Stalls
590	37.9%	Free / Non-Time Restricted Parking (On-Street)
79	5.1%	Free Parking (Non Marked Spaces)
511	32.8%	Fee Parking (Marked Spaces)
236	15.2%	Free/Time Restricted Parking (On-Street)
0	0.0%	4 Hour Parking
235	15.1%	2 Hour Parking
0	0.0%	30 Min Parking
1	0.1%	15 Min Parking
3	0.2%	Sheriff Parking
1	0.1%	Transit and Rideshare Pickup/Drop Off
1556	100.0%	Total



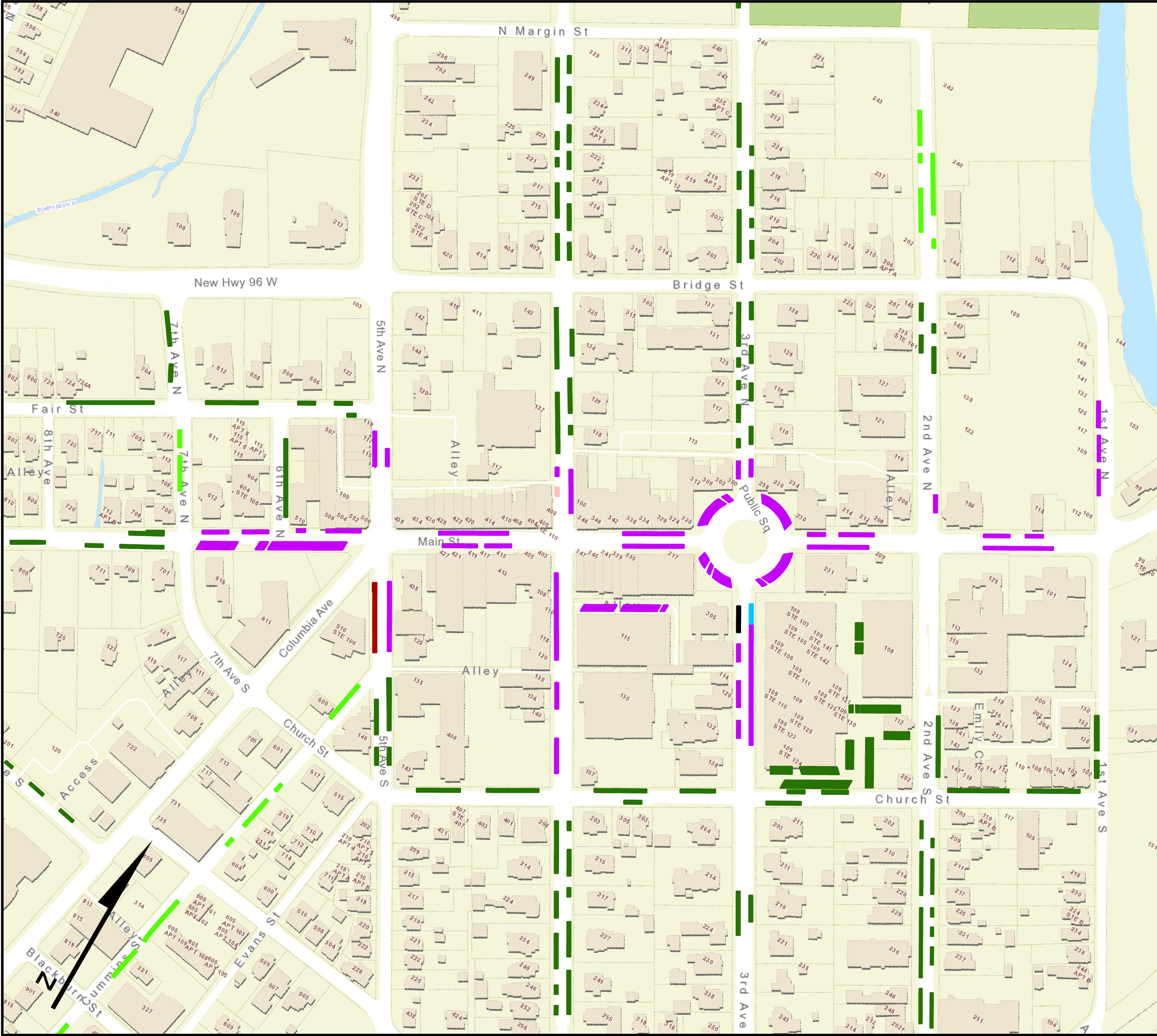




Option B		
Count	Percentage	Description
304	19.5%	2nd Ave Parking Garage
19	1.2%	Reserved Employee Parking
20	1.3%	Reserved City Vehicle Parking
3	0.2%	Accessible Parking Spaces
1	0.1%	Motercylce Parking Stalls
2	0.1%	Electric Vehicle Parking Stalls
259	16.6%	Free Public Parking Stalls
338	21.7%	4th Ave Parking Garage
4	0.3%	Accessible Parking Spaces
299	19.2%	Free Public Parking Stalls
4	0.3%	30 Min Parking
31	2.0%	1 Hour Parking
84	5.4%	2nd Ave/City Hall Surface Lots
10	0.6%	Reserved City Vehicle Parking
5	0.3%	Accessible Parking Spaces
63	4.0%	Free Public Parking Stalls
6	0.4%	15 min Parking
605	38.9%	Free / Non-Time Restricted Parking (On-Street)
79	5.1%	Free Parking (Non Marked Spaces)
526	33.8%	Fee Parking (Marked Spaces)
221	14.2%	Free/Time Restricted Parking (On-Street)
0	0.0%	4 Hour Parking
220	14.1%	2 Hour Parking
0	0.0%	30 Min Parking
1	0.1%	15 Min Parking
3	0.2%	Sheriff Parking
1	0.1%	Transit and Rideshare Pickup/Drop Off
1556	100.0%	Total

- NO TIME LIMIT (NON-MARKED SPACES)
- NO TIME LIMIT (MARKED SPACED)
- 4 HOUR PARKING
- 2 HOUR PARKING
- 30 MIN PARKING
- 15 MIN PARKING
- SHERIFF PARKING
- TRANSIT AND RIDESHARE PICKUP/DROP OFF





Option C		
Count	Percentag	Description
304	19.5%	2nd Ave Parking Garage
19	1.2%	Reserved Employee Parking
20	1.3%	Reserved City Vehicle Parking
3	0.2%	Accessible Parking Spaces
1	0.1%	Motercylce Parking Stalls
2	0.1%	Electric Vehicle Parking Stalls
259	16.6%	Free Public Parking Stalls
338	21.7%	4th Ave Parking Garage
4	0.3%	Accessible Parking Spaces
299	19.2%	Free Public Parking Stalls
4	0.3%	30 Min Parking
31	2.0%	1 Hour Parking
84	5.4%	2nd Ave/City Hall Surface Lots
10	0.6%	Reserved City Vehicle Parking
5	0.3%	Accessible Parking Spaces
63	4.0%	Free Public Parking Stalls
6	0.4%	15 min Parking Stalls
590	37.9%	Free / Non-Time Restricted Parking (On-Street)
79	5.1%	Free Parking (Non Marked Spaces)
511	32.8%	Fee Parking (Marked Spaces)
236	15.2%	Free/Time Restricted Parking (On-Street)
227	14.6%	4 Hour Parking
0	0.0%	2 Hour Parking
8	0.5%	30 Min Parking
1	0.1%	15 Min Parking
3	0.2%	Sheriff Parking
1	0.1%	Transit and Rideshare Pickup/Drop Off
1556	100.0%	Total

NO TIME LIMIT (NON-MARKED SPACES)

NO TIME LIMIT (MARKED SPACED)

4 HOUR PARKING

2 HOUR PARKING

30 MIN PARKING

15 MIN PARKING

SHERIFF PARKING

TRANSIT AND RIDESHARE PICKUP/DROP OFF