



City of Franklin, Tennessee
FY 2016 and FY 2017 Operating Budget Request

Water Management

Mark Hilty, Director



City of Franklin, Tennessee - FY 2016 & 2017 Budget Request

Water Management

Outline

- Purpose of Department
- Organization Chart
- Base Budget Request
 - Personnel
 - Operations
 - Capital
- Program Enhancements
- Summary



City of Franklin, Tennessee - FY 2016 & 2017 Budget Request

Water Management

Purpose of Department

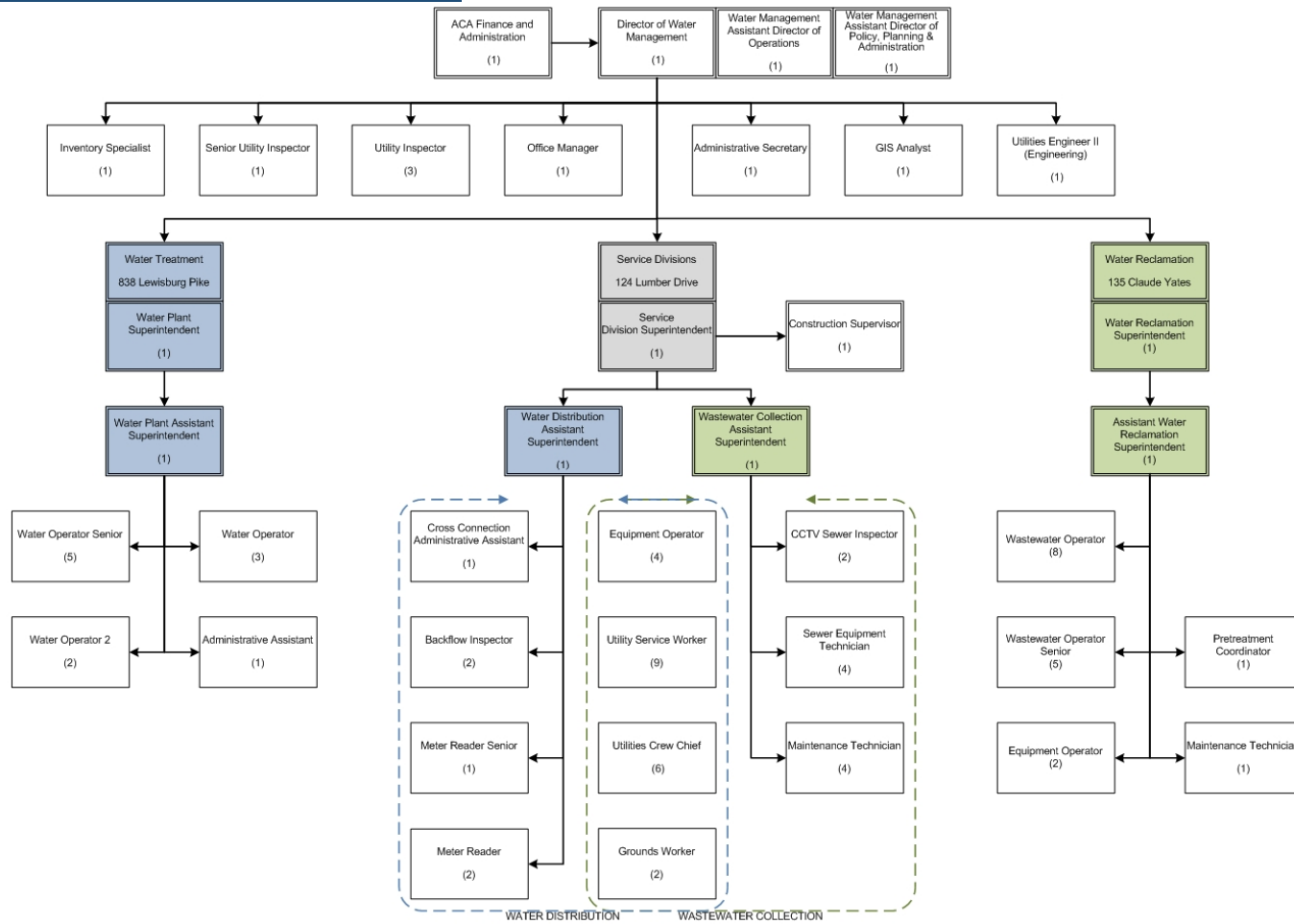
The Water Management Department's vision, in support of the City's vision statement, is to continually strive to enhance quality of life through exceptional, responsive, and cost effective water resources services. These services include drinking water treatment and distribution, wastewater collection and treatment, and reclaimed water distribution for customers located primarily in the City of Franklin.



City of Franklin, Tennessee - FY 2016 & 2017 Budget Request

Water Management

Organization Chart





City of Franklin, Tennessee - FY 2016 & 2017 Budget Request

Water Management

Base Budget Request: Personnel – FY 2015

The Water Management Department experienced 39 personnel changes in FY 2015 including 3 voluntary demotions, 11 hires, 15 promotions, 7 resignations and 3 retirements. Training remained a focus with 10 staff receiving a license or professional certification.

Professional Certification/License	No.
Commercial Drivers License	1
Backflow Inspection and Testing Certification	3
Wastewater Collection Grade II	2
Water Distribution Grade II	2
Water Treatment Grade IV	1
TAUD Administrative Professional Certification	1



City of Franklin, Tennessee - FY 2016 & 2017 Budget Request **Water Management**

Base Budget Request: Personnel – FY 2016 **and FY 2017**

The base personnel request for FY 2016 and 2017 is 85 budgeted positions. Budgeted positions include 54 staff members in the Wastewater Section and 31 staff members in the Water Section.

Budget Document Pages 8 – 9



City of Franklin, Tennessee - FY 2016 & 2017 Budget Request

Water Management

Base Budget Request: Operations

	2013	2014	2015		2016	2017	2015 v. 2016	
	Actual	Actual	Budget	Estimated	Budget	Budget	\$	%
Beginning Balance	7,268,534	15,043,450	18,318,852	18,318,852	21,265,147	22,771,594		
Revenues	25,471,938	23,187,312	22,351,089	24,938,329	24,708,803	26,150,977	2,357,714	10.5%
Expenses								
Water	8,836,662	8,863,912	9,712,628	9,554,357	10,109,710	10,263,634	397,082	4.1%
Wastewater	8,738,856	10,904,872	12,433,961	12,252,625	12,889,816	13,345,613	455,855	3.7%
Reclaimed	121,504	143,126	196,075	185,051	202,831	204,075	6,756	3.4%
Expenses	17,697,022	19,911,910	22,342,664	21,992,034	23,202,356	23,813,322	859,692	3.8%
Ending Balance	15,043,450	18,318,852	18,327,277	21,265,147	22,771,594	25,109,249		

Budget Document Page 3



City of Franklin, Tennessee - FY 2016 & 2017 Budget Request

Water Management

Base Budget Request: Capital

	<u>A</u> Actual 2013	<u>B</u> Actual 2014	<u>C</u> Budget 2015	<u>D</u> Estd 2015	<u>E</u> Budget 2016	<u>F</u> Budget 2017	<u>G (E-C)</u> Difference '15 v. '16 \$	<u>H (E/C)</u> %
Wastewater Section								
Buildings	\$ -	\$ -	\$ 1,575	\$ -	\$ 1,654	\$ 1,736	\$ 79	5.0%
Improvements	\$ 904,784	\$ 2,393,776	\$ 2,500,000	\$ 3,262,555	\$ 2,687,500	\$ 2,889,063	\$ 187,500	7.5%
Machinery & Equipment (>\$25,000)	\$ -	\$ 319,200	\$ 932,400	\$ 88,173	\$ 986,035	\$ 998,586	\$ 53,635	5.8%
Capital	\$ 904,784	\$ 2,712,976	\$ 3,433,975	\$ 3,350,728	\$ 3,675,189	\$ 3,889,385	\$ 241,214	7.0%

	<u>A</u> Actual 2013	<u>B</u> Actual 2014	<u>C</u> Budget 2015	<u>D</u> Estd 2015	<u>E</u> Budget 2016	<u>F</u> Budget 2017	<u>G (E-C)</u> Difference '15 v. '16 \$	<u>H (E/C)</u> %
Water Section								
Buildings	\$ -	\$ (33,269)	\$ 2,100	\$ 89	\$ 2,205	\$ 2,315	\$ 105	5.0%
Improvements	\$ 637,171	\$ 575,002	\$ 1,300,000	\$ 1,261,482	\$ 1,300,000	\$ 1,300,000	\$ -	0.0%
Machinery & Equipment (>\$25,000)	\$ 63,955	\$ 44,195	\$ 189,250	\$ 30,567	\$ 193,713	\$ 198,398	\$ 4,463	2.4%
Capital	\$ 701,126	\$ 585,928	\$ 1,491,350	\$ 1,292,138	\$ 1,495,918	\$ 1,500,713	\$ 4,568	0.3%

Budget Document Pages 14 & 18, and 33-34



City of Franklin, Tennessee - FY 2016 & 2017 Budget Request

Water Management

Program Enhancement Requests - Personnel

FY 2017 – Wastewater Section:

Addition of one crew in the Wastewater Section including 1 Utility Service Worker, 1 Equipment Operator and 1 Utility Crew Chief. The Utility Crew Chief had been previously budgeted in FY 2013 and prior years however work load at the time did not warrant the position.

FY 2017 – Wastewater Section:

Consideration of 1 additional Utilities Engineer. This request will be evaluated during the budget amendment process for FY 2017

Budget Document Pages 8-9



City of Franklin, Tennessee - FY 2016 & 2017 Budget Request

Water Management

Program Enhancement Requests - Personnel

FY 2018 – Wastewater Section:

Consideration to the formation of a Maintenance Division to be evaluated during preparation of the FY 2018 budget.

FY 2018 – Water Section:

Anticipate 1 additional Equipment Operator which will be evaluated during preparation of the FY 2018 budget.

Budget Document Pages 24-25



City of Franklin, Tennessee - FY 2016 & 2017 Budget Request

Water Management

Summary

	2013	2014	2015		2016	2017	2015 v. 2016	
	Actual	Actual	Budget	Estimated	Budget	Budget	\$	%
Beginning Balance	7,268,534	15,043,450	18,318,852	18,318,852	21,265,147	22,771,594		
Revenues	25,471,938	23,187,312	22,351,089	24,938,329	24,708,803	26,150,977	2,357,714	10.5%
Expenses								
Personnel	4,669,801	4,765,815	5,298,339	4,995,360	5,485,617	5,612,024	187,278	3.5%
Operations	11,421,311	11,847,191	12,119,000	12,353,807	12,545,632	12,811,200	426,632	3.5%
Capital	1,605,910	3,298,904	4,925,325	4,642,866	5,171,107	5,390,098	245,782	5.0%
Expenses	17,697,022	19,911,910	22,342,664	21,992,034	23,202,356	23,813,322	859,692	3.8%
Ending Balance	15,043,450	18,318,852	18,327,277	21,265,147	22,771,594	25,109,249		

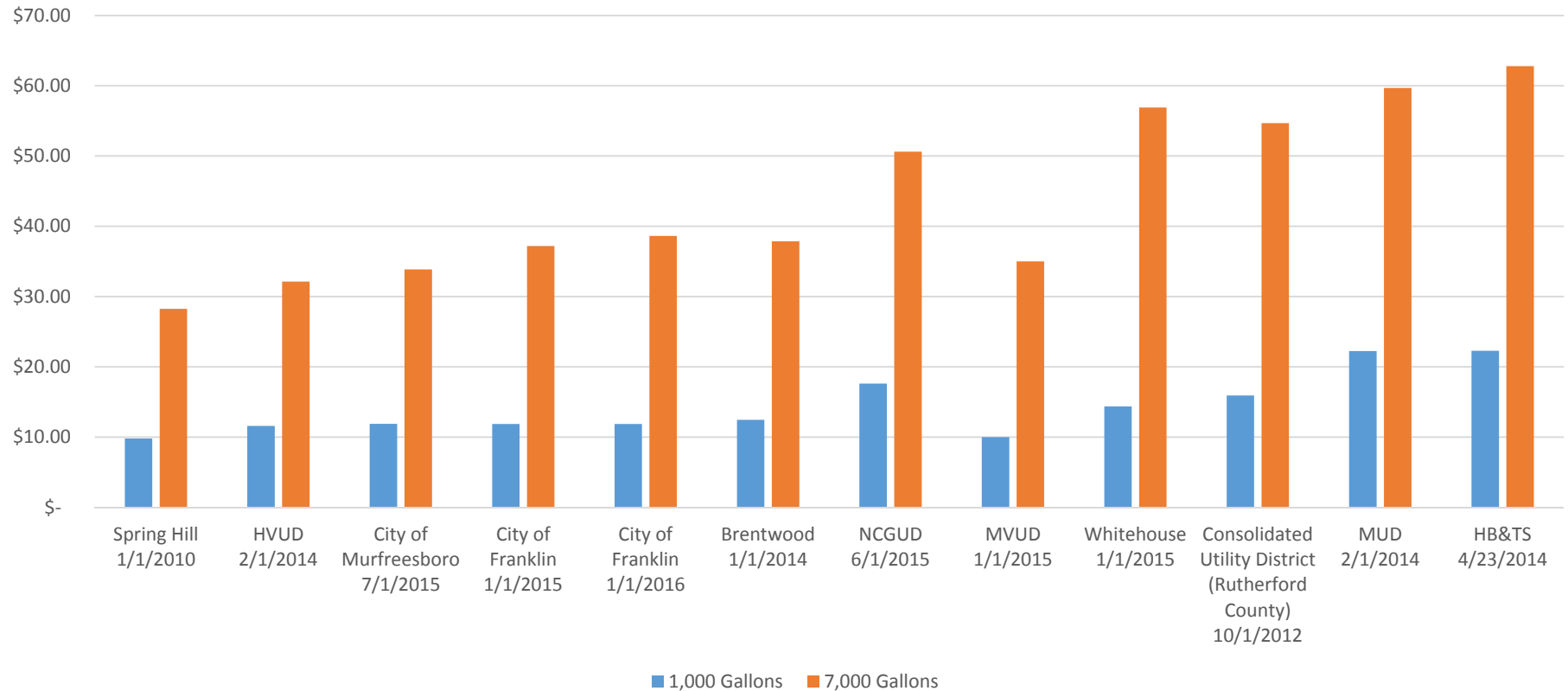


City of Franklin, Tennessee - FY 2016 & 2017 Budget Request

Water Management

Rate Comparison

Water - Residential Inside



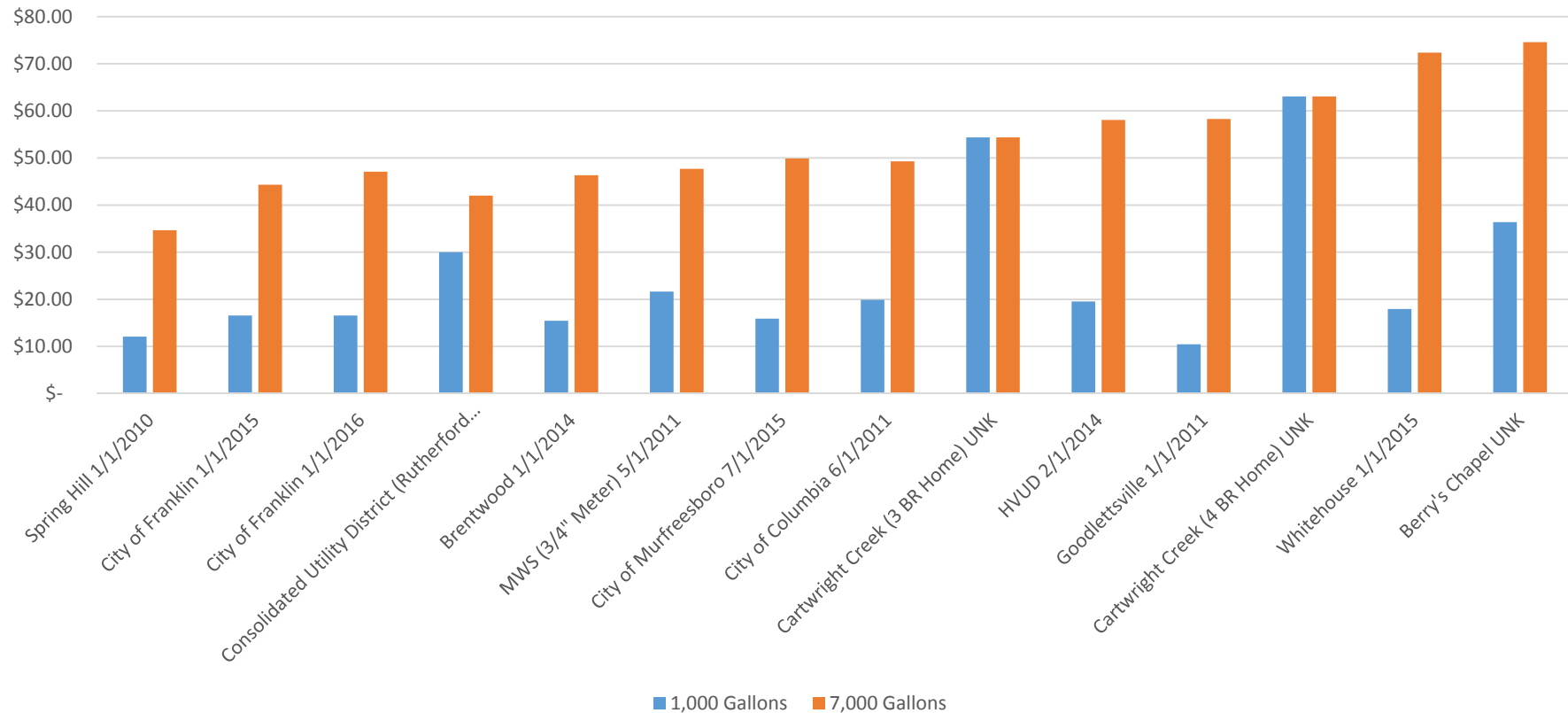


City of Franklin, Tennessee - FY 2016 & 2017 Budget Request

Water Management

Rate Comparison

Sanitary Sewer - Residential Inside



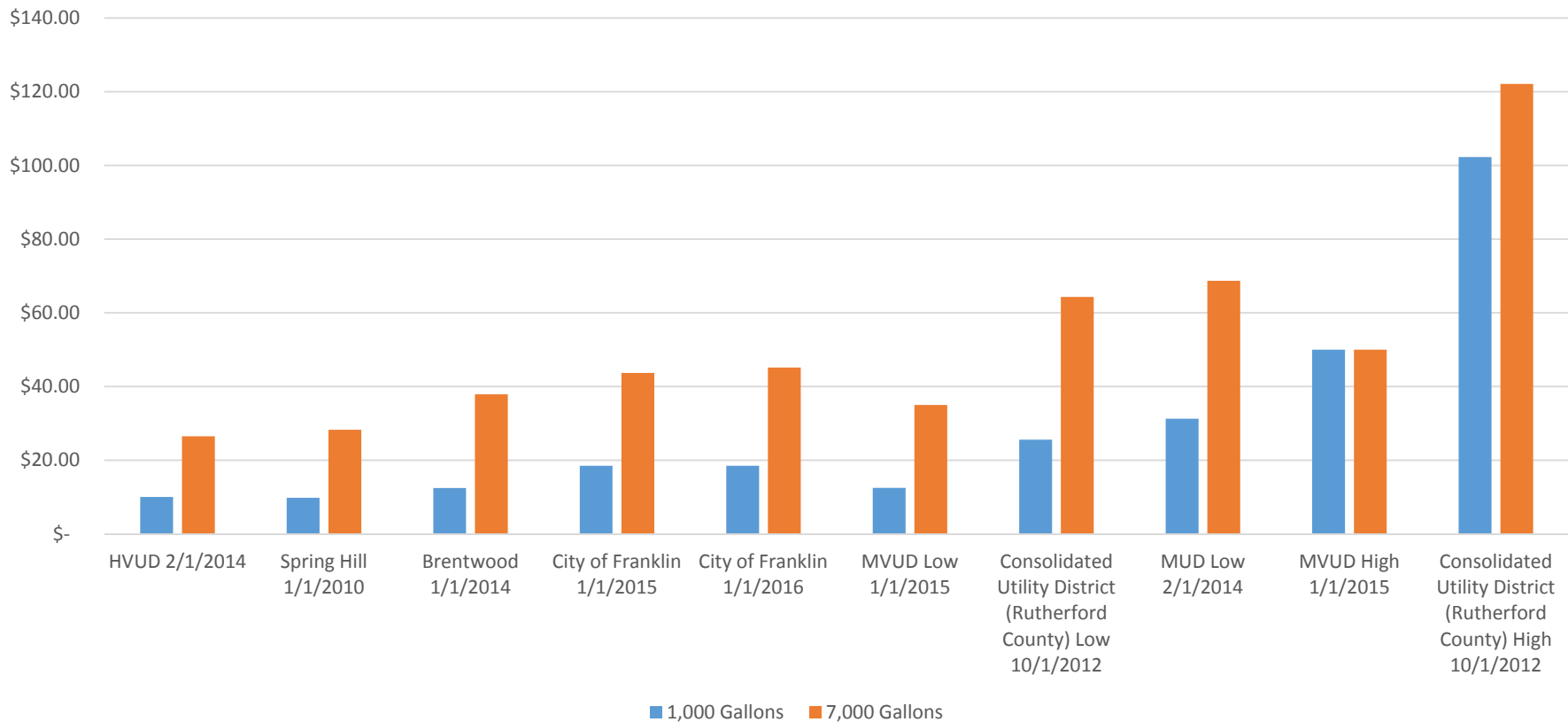


City of Franklin, Tennessee - FY 2016 & 2017 Budget Request

Water Management

Rate Comparison

Water - Non Residential



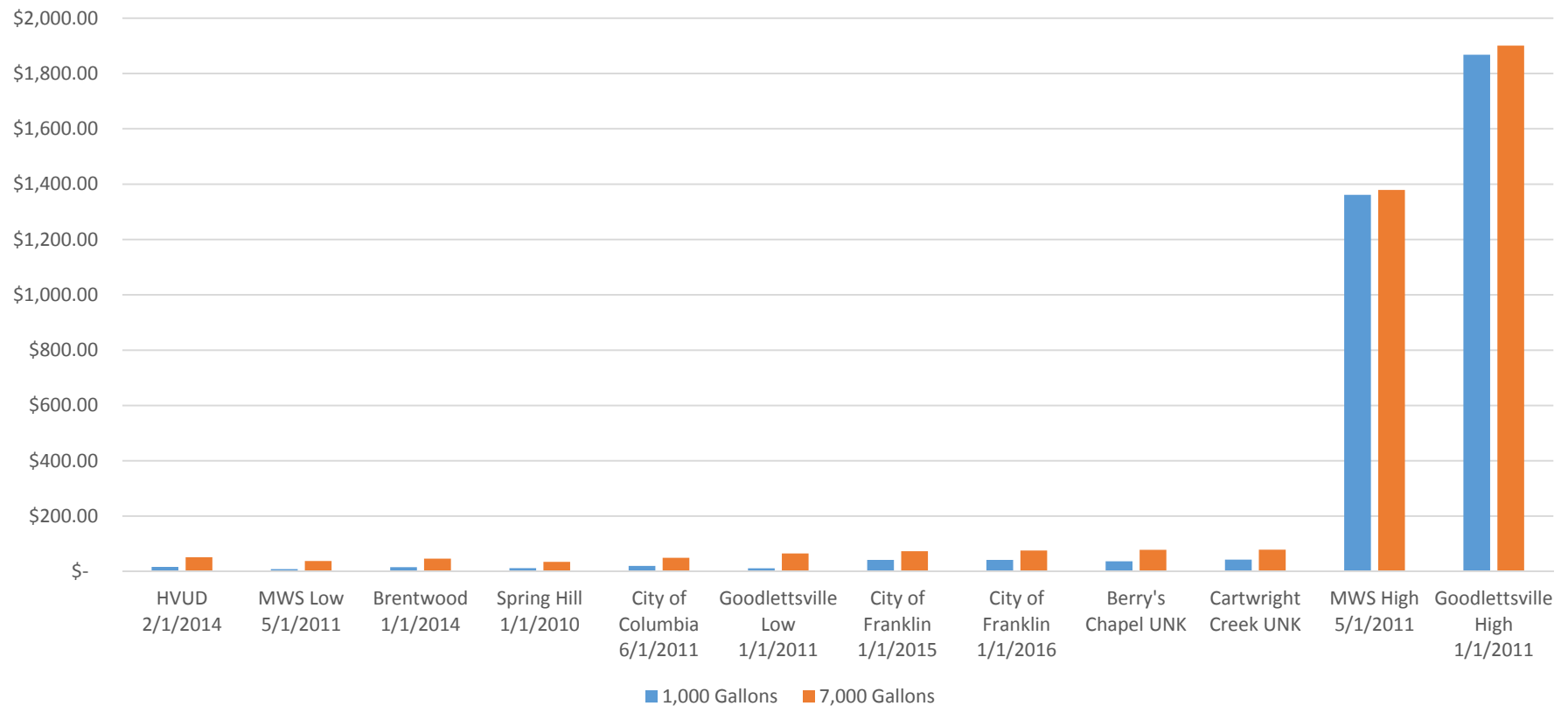


City of Franklin, Tennessee - FY 2016 & 2017 Budget Request

Water Management

Rate Comparison

Sanitary Sewer - Non Residential





City of Franklin, Tennessee - FY 2016 & 2017 Budget Request

Water Management

Rate Comparison

Sanitary Sewer - Non Residential

